



STOP & GO

Communication Lights



A cost effective way to increase dock safety!


Tri Lite's Stop & Go communication lights alert truck drivers and loading dock personnel to the status of docking trucks. To alternate between the red and green lights inside the warehouse, model SG20 is a single unit that includes a manufacturer-installed toggle switch. Model SG10 is a no-flasher option for institutions utilizing an external control system. The model SG30 is a complete set consisting of both units and a six-foot communication cable for opposing signals inside and outside of the loading dock. Made from a durable plastic, the unit will not rust, pit, or corrode. Integral eyebrow sun visors provide improved visibility, shielding lamps from the glaring sun or freezing snow. The Stop & Go light can also be used in other applications such as car washes, inspection lanes, parking lots and garages, drive-thru windows, amusement park rides, and controlled access entrances.

Key Features

- Long-life LEDs reduce replacement costs and down time.
- Maintenance free – 3 year limited warranty
- Energy efficient
- UL and cUL certified
- Dust and water resistant; IP54 rated
- Made in the USA

Technical Specifications

- Choice of safety yellow or black ABS housing.
- 120 VAC, 12 VAC/DC, and 24 VAC/DC units available.
- 4 1/4" lens diameter
- 11 3/8"H x 6 3/8"W x 3 3/4"D
- Weight: 2 pounds per unit



Stop and Go Linear Light (SGL10)

The SGL10 is a narrow Stop & Go solution from Tri Lite. Its clear case houses a high visibility LED communication light that is made specifically to integrate with most control systems. The profile fits perfectly between adjacent loading docks or anywhere space is limited. Activate the LEDs from red to green via a remote switch to indicate simple go/no go conditions inside or outside of the dock door.

- 33 long lasting LEDs make this our brightest Stop & Go yet!
- Eliminate replacement costs and down time – 5 year limited warranty
- Use for low voltage applications: 12 VAC/VDC
- Our narrowest Stop & Go: 15"H x 3 5/8"W x 2 3/4"D



Increase Dock Safety with Communication Lights (SG10, SG20, SG30)

Tri Lite's communication lights greatly increase worker safety with highly visible red and green LEDs. Use a single unit for simple go/no-go signaling; pair the units for an opposing signal set when a "blind" two-way communication system is necessary. Combine Stop & Go units with our LED Loading Dock Guide Light Set and our dock signs for a complete loading dock safety communication system.

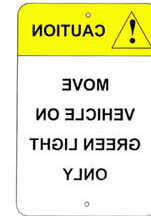
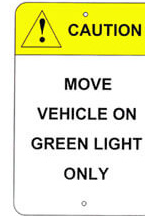
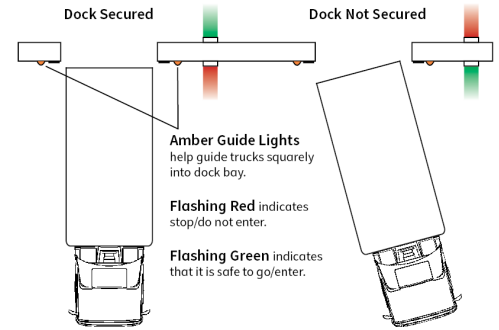


Flasher available on SG20 and SG30 models



For a complete safety system, add a Loading Dock Guide Light set. (DGLED)

One hundred bright LEDs make the Tri Lite Guide Light Set easily visible, even in daylight. Outdoor rated. 120 VAC units are UL and cUL certified. 12-24 VDC option available.



Dock Communications Signs (973000)

Each high-contrast, high-visibility sign has easy to read Stop & Go instructions for drivers. Made from lightweight, durable aluminum, they're easy to mount anywhere. Buy each sign separately, or as a set of three. Conforms to ANSI Z535-1998.

LED Stop & Go Models

Stop & Go Set

Order Example: SG30B-12RGNS-LED

Part #	Housing Color	Voltage / Amps*	Lens Color	Switch Options^	Type
SG10 SG20 SG30	(Blank) - Yellow B - Black	12 - 12V / 140mA 24 - 24V / 160mA 115 - 115V / 80mA	RG - Red & Green	(Blank) - Switch Included NS - No Switch	(Blank) - Incandescent LED - LED

Linear Stop & Go

Order Example: SGL10-12RG-LED

Part #	Voltage / Amps*	Lens Color	Type
SGL10	12 - 12V / 140mA	RG - Red & Green	LED

Stop & Go Accesories

Part #	Lamp Type
LED12CK LED24CK LED115CK 973000	- 12V LED Conversion Kit - 24V LED Conversion Kit - 115V LED Conversion Kit - Set of three communication signs

LED Dock Guide Light Set

Order Example: DGLED-120

Part #	Voltage
DGLED	120 - 120VAC 12/A - 12-24 AC/DC

SG10 – Drone Unit. No flasher nor toggle switch.

SG20 – Master Control Unit. Includes flasher and toggle switch. Models with NS in the part# have no switch and connect to customer supplied external switch. The SG20P models come with a 3-prong power cord.

SG30 – Signal Set. Includes a SG10, SG20 and a communication cable. SG30P models come with a 3-prong power cord.

*Amp measurements represent the maximum in use current rating when lights are configured as shown

^Switch options only available for SG20 and SG30 models