



**ILLINOIS
ENGINEERED
PRODUCTS**

Folding Security Gates



- *Access control and security while providing visibility and air circulation*
- *Maintenance-free galvanized steel construction*
- *In Stock – Ships within 2 days*

**100% MADE IN
AMERICA**

THE ONLY FOLDING GATES MADE WITH GALVANIZED STEEL

OVER
1000
GATES
IN STOCK

54 YEARS
OF INNOVATION,
QUALITY & SERVICE



Heavy-Duty Folding Gates

The original best-selling security gate



Better Security
Better Value



Heavy-Duty Pair Folding Gate

Stock No.	Width	Collapsed Height	In-Use Height	Stack Width	Weight (lbs.)
PFG865	6'-8'	6'6"	6'	11" each	96
PFG870	6'-8'	7'	6'6"	11" each	104
PFG875	6'-8'	7'6"	7'	11" each	110
PFG880	6'-8'	8'	7'6"	11" each	112
PFG885	6'-8'	8'5"	8'	11" each	130
PFG1065	8'-10'	6'6"	6'	11" each	104
PFG1070	8'-10'	7'	6'6"	11" each	110
PFG1075	8'-10'	7'6"	7'	11" each	120
PFG1080	8'-10'	8'	7'6"	11" each	132
PFG1085	8'-10'	8'5"	8'	11" each	148
PFG1265	10'-12'	6'6"	6'	11" each	112
PFG1270	10'-12'	7'	6'6"	11" each	116
PFG1275	10'-12'	7'6"	7'	11" each	122
PFG1280	10'-12'	8'	7'6"	11" each	152
PFG1285	10'-12'	8'5"	8'	11" each	158
Has Center Web Drop Pin					
PFG1465	12'-14'	6'6"	6'	11" each	128
PFG1470	12'-14'	7'	6'6"	11" each	138
PFG1475	12'-14'	7'6"	7'	11" each	140
PFG1480	12'-14'	8'	7'6"	15" each	164
PFG1485	12'-14'	8'5"	8'	15" each	196
PFG1665	14'-16'	6'6"	6'	15" each	140
PFG1670	14'-16'	7'	6'6"	15" each	164
PFG1675	14'-16'	7'6"	7'	15" each	166
PFG1680	14'-16'	8'	7'6"	15" each	180
PFG1685	14'-16'	8'5"	8'	15" each	196
PFG1865	16'-18'	6'6"	6'	15" each	160
PFG1870	16'-18'	7'	6'6"	15" each	170
PFG1875	16'-18'	7'6"	7'	15" each	180
PFG1880	16'-18'	8'	7'6"	15" each	186
PFG1885	16'-18'	8'5"	8'	15" each	190
PFG2065	18'-20'	6'6"	6'	15" each	178
PFG2070	18'-20'	7'	6'6"	15" each	180
PFG2075	18'-20'	7'6"	7'	15" each	185
PFG2080	18'-20'	8'	7'6"	15" each	192
PFG2085	18'-20'	8'5"	8'	15" each	197
Has Outrigger with Axles					
PFG2270	20'-22'	7'	6'6"	22" each	210
PFG2280	20'-22'	8'	7'6"	22" each	220
Has Outrigger with Axles					
PFG2470	22'-24'	7'	6'6"	22" each	230
PFG2480	22'-24'	8'	7'6"	22" each	240

Heavy-Duty Single Folding Gate

Stock No.	Width	Collapsed Height	In-Use Height	Stack Width	Weight (lbs.)
SSG465	3'-4'	6'6"	6'	11"	58
SSG470	3'-4'	7'	6'6"	11"	61
SSG475	3'-4'	7'6"	7'	11"	64
SSG480	3'-4'	8'	7'6"	11"	67
SSG485	3'-4'	8'5"	8'	11"	70
SSG565	4'-5'	6'6"	6'	11"	61
SSG570	4'-5'	7'	6'6"	11"	62
SSG575	4'-5'	7'6"	7'	11"	65
SSG580	4'-5'	8'	7'6"	11"	67
SSG585	4'-5'	8'5"	8'	11"	69
SSG665	5'-6'	6'6"	6'	11"	64
SSG670	5'-6'	7'	6'6"	11"	66
SSG675	5'-6'	7'6"	7'	11"	68
SSG680	5'-6'	8'	7'6"	11"	70
SSG685	5'-6'	8'5"	8'	11"	72
Has Center Web Drop Pin					
SSG765	6'-7'	6'6"	6'	11"	69
SSG770	6'-7'	7'	6'6"	11"	71
SSG775	6'-7'	7'6"	7'	11"	73
SSG780	6'-7'	8'	7'6"	11"	75
SSG785	6'-7'	8'5"	8'	11"	77
SSG865	7'-8'	6'6"	6'	11"	74
SSG870	7'-8'	7'	6'6"	11"	77
SSG875	7'-8'	7'6"	7'	11"	80
SSG880	7'-8'	8'	7'6"	11"	83
SSG885	7'-8'	8'5"	8'	11"	87
SSG965	8'-9'	6'6"	6'	15"	80
SSG970	8'-9'	7'	6'6"	15"	85
SSG975	8'-9'	7'6"	7'	15"	87
SSG980	8'-9'	8'	7'6"	15"	89
SSG985	8'-9'	8'5"	8'	15"	94
SSG1065	9'-10'	6'6"	6'	15"	88
SSG1070	9'-10'	7'	6'6"	15"	91
SSG1075	9'-10'	7'6"	7'	15"	92
SSG1080	9'-10'	8'	7'6"	15"	94
SSG1085	9'-10'	8'5"	8'	15"	97
SSG1170	10'-11'	7'	6'6"	15"	100
SSG1180	10'-11'	8'	7'6"	15"	110
Has Outrigger with Axles					
SSG1270	11'-12'	7'	6'6"	22"	120
SSG1280	11'-12'	8'	7'6"	22"	130



Heavy-Duty Door Gate

Stock No.	Collapsed Height	In-use Height	Maximum Width	Stack Width	Weight (lbs.)
D31	31"	25"	48"	7" each	16
D33	33"	27"	48"	7" each	18
D37	37"	31"	48"	7" each	20
D40	40"	34"	48"	7" each	22
D43	43"	37"	48"	7" each	23
D46	46"	40"	48"	7" each	24
D49	49"	43"	48"	7" each	25
D51	51"	45"	48"	7" each	26
D59	59"	53"	48"	7" each	28
D61	61"	55"	48"	7" each	32
D63	63"	57"	48"	7" each	34
D66	66"	60"	48"	7" each	35
D71	71"	65"	48"	7" each	45
D73	73"	67"	48"	7" each	46
D76	76"	70"	48"	7" each	47
D79	79"	73"	48"	7" each	49
D81	81"	75"	48"	7" each	50
D83	83"	77"	48"	7" each	52

Heavy-Duty Pair, Single and Door Gate Specifications

Finish: Galvanized steel, unless otherwise noted.

Webbing: Heavy-duty 14 gauge u-channel riveted back to back with zinc plated rivets.

Frame: Heavy-duty 12 gauge 1-1/2" x 1-1/2" vertical angle frame.

Casters: Pair and Single Gate feature solid steel casters.

Locking: Pair Gate meets in middle and locks with 3/16" padlock hasp. Single Gate features heavy-duty 12 gauge zinc plated angle locking bar with 3/16" padlock hasp; locks on right standard, locking left available. Door Gate features heavy-duty 12 gauge zinc plated angle locking bar with 3/16" padlock hasp; locks to wall right or left.

Mounting: Can be mounted to wall, door frame or attached to free standing posts.

ECO™ Folding Gates

Greener and more affordable



ECO Pair Folding Gate

Stock No.	Width	Collapsed Height	In-Use Height	Stack Width	Weight (lbs.)
PECO0865	6'-8'	6'6"	6'	11" each	69
PECO1065	8'-10'	6'6"	6'	11" each	77
PECO1075	8'-10'	7'6"	7'	11" each	100
PECO1265	10'-12'	6'6"	6'	11" each	85
PECO1475	12'-14'	7'6"	7'	11" each	122
PECO1665	14'-16'	6'6"	6'	11" each	105

ECO Pair Folding Gate Specifications

Material: Recycled steel.

Finish: Galvanized steel.


Webbing: 15 gauge u-channel riveted back to back with zinc plated rivets.

Frame: 12 gauge 1-1/2" x 1-1/2" vertical angle frame.

Casters: Solid steel.

Locking: Pair Gate meets in middle and locks with 3/16" padlock hasp.


Mounting: Can be mounted to wall, door frame or attached to free standing posts.




The Only Folding Gates Made with Galvanized Steel. Illinois Engineered Products' folding gates are built tough – they're rust resistant, look better and last longer! Our galvanized coating bonds to steel 10 times stronger than paint. That means they'll be virtually maintenance-free!



Folding gates secure and seal off any area, including hallways, doorways, retail counter areas, flea market booths, theatre stages, pallet racks, shelving and more.



When not in use, gates easily retract and pivot out of opening allowing free and open access.



Left: Pair gates meet in the middle and lock with padlock hasp. Right: Single and door gates lock onto a wall mounted locking bar with padlock hasp. Padlock sold separate.



Standard installation – Left: 2" Bracket allows top of gate to be mounted on wall surface or recessed. Right: Gates bottom pin inserts into floor hole.



Left: Pair gate cane bolt inserts into floor hole and is secured by a gussett angle. Right: Pair gates over 10' wide and single gates over 6' wide feature lockable center web drop pin.



Pair gates larger than 20' wide and single gates larger than 11' wide include outrigger with axles for additional rigidity and security.

Accessories



Cylinder Lock: Pre-installed at the factory.



Padlock: 2" hardened steel with plated shackle.



Gate Handle: For easier opening and closing.



School Strap: Allows Pair Gates to be locked in retracted position.



8' Post: Mount single or pair gates to posts instead of wall or casing. Sold separate.



H Bracket: Mounts overhead in center of gate. Provides additional security and rigidity.



6" and 9" Brackets: Extends gate 6" or 9" from wall or casing to clear overhead door tracks or bollards. Sold separately.



2" Rubber Caster: Non-marking caster protect linoleum, floor tile and carpet from scratches.

Illinois Engineered Products are only sold by Authorized Dealers

